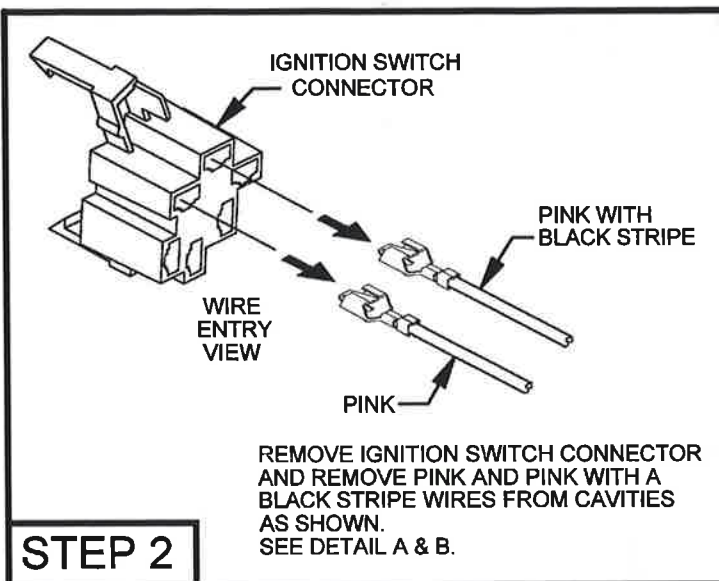


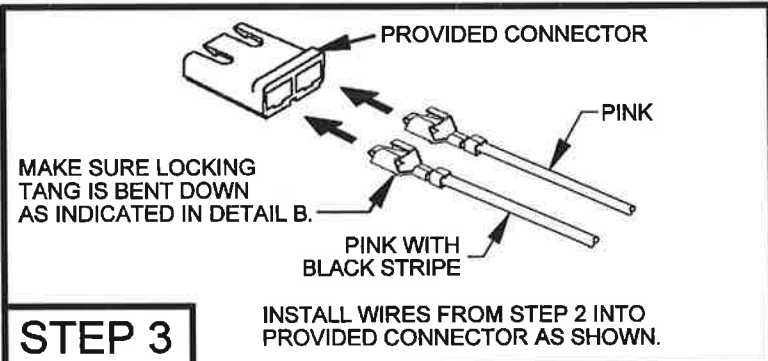
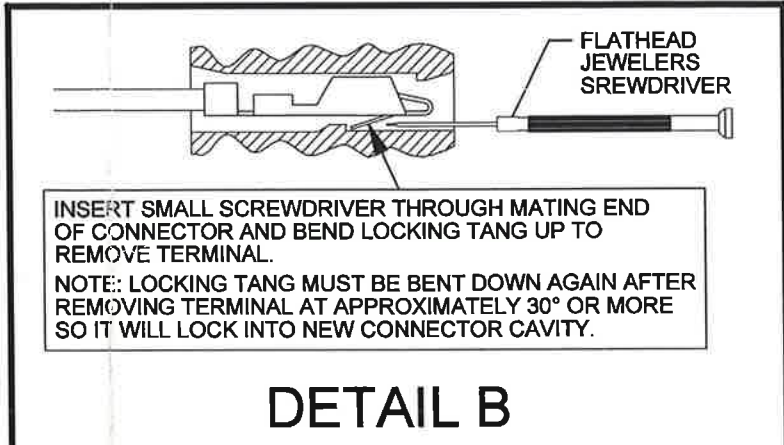
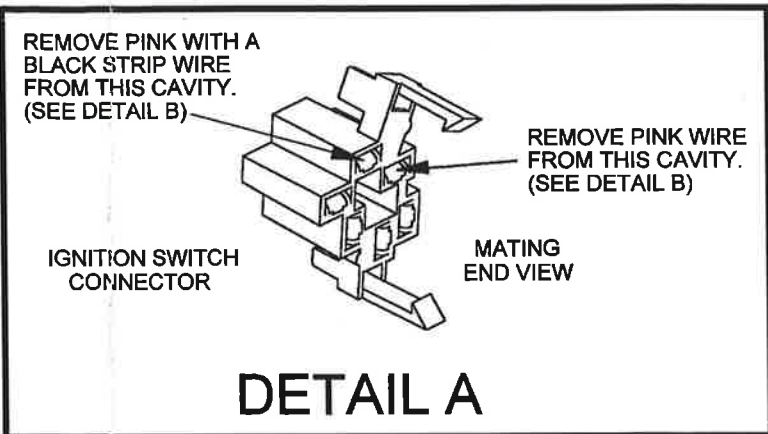
D

THIS DRAWING AND DESIGN HEREON CONSTITUTES A PROPRIETARY DESIGN OF M&H ELECTRIC FABRICATORS, INC. AND IS NOT TO BE DUPLICATED OR REPRODUCED WITHOUT AUTHORITY OF M&H ELECTRIC FABRICATORS, INC.

DATE	REV	DESCRIPTION	APPR'D
08-01-08	A	RELEASED FOR PRODUCTION	309
04-22-14	B	ON 04-22-14 IT WAS DISCOVERED THAT THIS MODEL CAR HAS TWO IGNITION CIRCUITS IN THE IGNITION SWITCH THAT AFFECT IGNITION. THE HEI ADAPTER WIRE WAS CHANGED TO INCLUDE BOTH CIRCUITS AND THE INSTRUCTION SHEET WAS UPDATED.	309

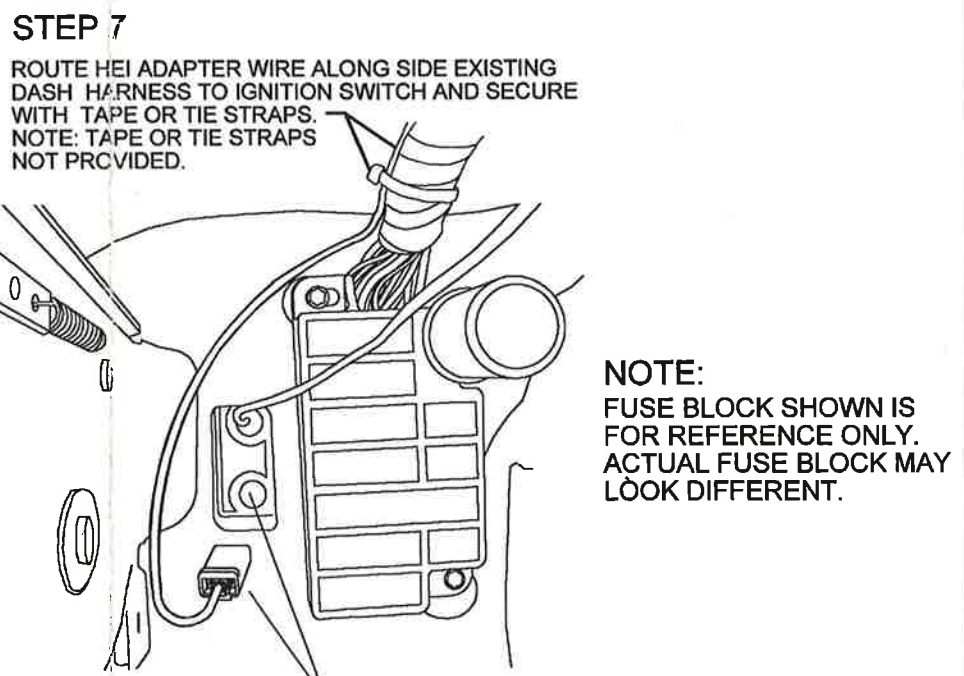


**STEP 2**



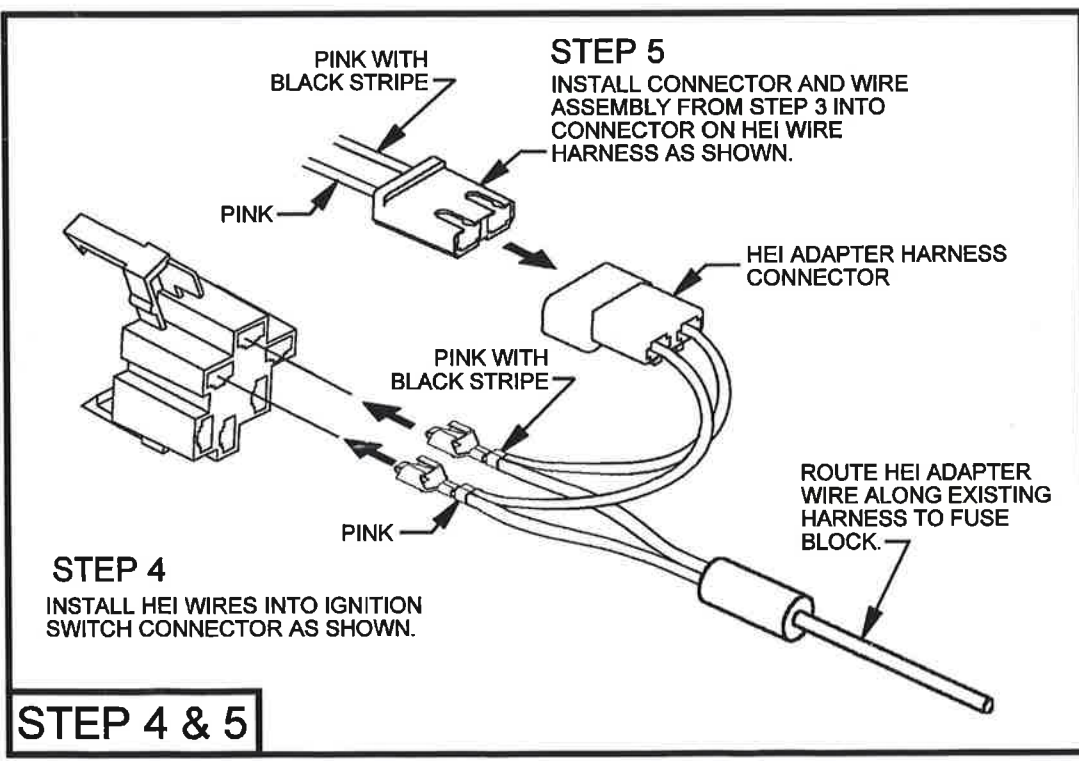
**STEP 3**

### VIEW OF FUSE BLOCK AND GROMMET UNDER DASH



POKE HOLE IN EXISTING GROMMET AND PUSH HEI WIRE CONNECTOR THROUGH TO ENGINE COMPARTMENT AND CONNECT TO ENGINE HARNESS HEI CONNECTOR. SEAL GROMMET WITH SILICONE. NOTE: GROMMET SHOWN IS FOR REFERENCE ONLY. ACTUAL GROMMET MAY LOOK DIFFERENT.

**STEP 7 & 8**



**STEP 4 & 5**

- STEP 1**  
REMOVE NEGATIVE BATTERY CABLE.
- STEP 2**  
REMOVE IGNITION SWITCH CONNECTOR AND REMOVE PINK AND PINK WITH A BLACK STRIPE WIRES FROM IGNITION SWITCH CONNECTOR.
- STEP 3**  
INSTALL PINK AND PINK WITH A BLACK STRIPE WIRES FROM STEP 2 INTO PROVIDED CONNECTOR AS SHOWN.
- STEP 4**  
INSTALL PINK AND PINK WITH A BLACK STRIPE WIRES FROM HEI ADAPTER HARNESS INTO IGNITION SWITCH CONNECTOR AS SHOWN.
- STEP 5**  
INSTALL CONNECTOR ASSEMBLY FROM STEP 3 INTO CONNECTOR ON HEI ADAPTER HARNESS AS SHOWN.
- STEP 6**  
INSTALL IGNITION SWITCH CONNECTOR ONTO IGNITION SWITCH.
- STEP 7**  
ROUTE HEI ADAPTER HARNESS WIRE ALONG SIDE OF EXISTING DASH HARNESS AND SECURE WITH TAPE OR TIE STRAPS. NOTE: TAPE OR TIE STRAPS NOT PROVIDED.
- STEP 8**  
POKE HOLE IN EXISTING GROMMET ON FIREWALL NEXT TO FUSE BLOCK AND PUSH HEI ADAPTER WIRE CONNECTOR THROUGH GROMMET TO ENGINE COMPARTMENT AND CONNECT HEI ADAPTER WIRE TO ENGINE HARNESS HEI CONNECTOR. SEAL GROMMET WITH SILICONE.
- STEP 9**  
RE-INSTALL NEGATIVE BATTERY CABLE.

**M&H Electric Fabricators, Inc.**  
 AUTOMOTIVE WIRING SYSTEMS  
 13537 Alondra Blvd. Santa Fe Springs, CA 90670  
 Phone (562) 926-9552 Fax (562) 926-9572

INSTRUCTION SHEET  
HEI ADAPTER HARNESS, 64 GTO, TEMPEST, LEMANS

**92969031** SIZE B